

Diving Dice

www.snappymaths.com

This grid can be used with one child, rolling and practicing their multiplication facts. Alternatively, it can be played as a multi-player game. To begin with, player A rolls a dice and says the value of (or crosses out) the first things in that row. The next player rolls. If they roll the same number, they must read and cover the next one along. This continues until the winner solves that last item in a row to win the race.



6×5

4 groups of 6

9 multiplied by 6

7×6

The product of 8 and 6.



12 groups of 6



0×6

The product of 6 and 11.



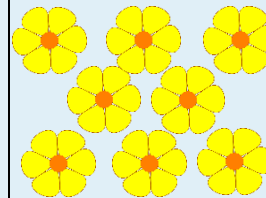
2×6




4×6

6 squared


6×12



6×8



5 lots of 6




6×10


7 groups of 6



6 multiplied by 6



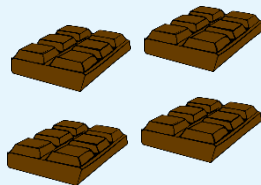
6×6



6×3




11×6



6×1



9×6



6x Table