

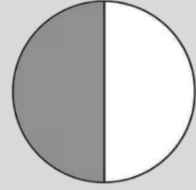
Half - Mixed Fluency

Name: _____

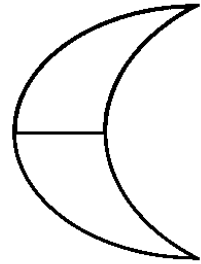


Date: _____

$$\frac{1}{2}$$

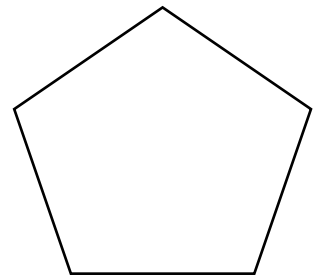
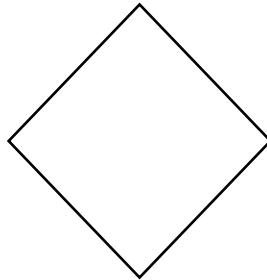
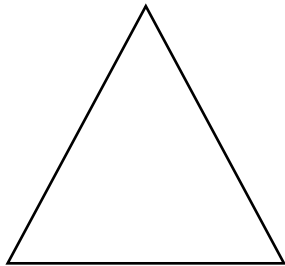
half



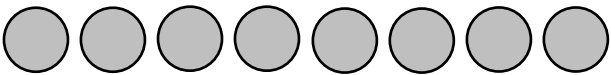
- Shade $\frac{1}{2}$ of each shape...



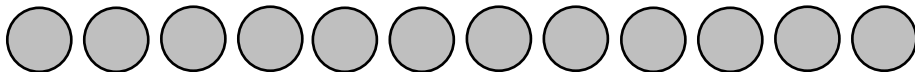
- Find and shade $\frac{1}{2}$ of each shape...



- Circle $\frac{1}{2}$ of each set...



$$\frac{1}{2} \text{ of } 8 =$$



$$\frac{1}{2} \text{ of } 12 =$$

- Use cubes or other apparatus to work out the following...

$$\frac{1}{2} \text{ of } 6 =$$

$$\frac{1}{2} \text{ of } 14 =$$

$$\frac{1}{2} \text{ of } 16 =$$

$$\frac{1}{2} \text{ of } 10 =$$

$$\frac{1}{2} \text{ of } 18 =$$

$$\frac{1}{2} \text{ of } 4 =$$

LO: To identify half using different representations.

